





District Health Assessment for Multiple District 1 through June 2025

<div></div> <div>Status/ Number of Months in Status *</div>		Clubs							Membership							Member Strength		Cancellation		Reports			Finance	Leadership			
		Active Clubs	Clubs in Status Quo	Total Clubs	% Status Quo Clubs in Financial Suspension	New Clubs	Cancelled Clubs	YTD Net Club Gain/Loss	Current Members In Active Clubs	Current Members In Status Quo Clubs	Current Total Members Count	YTD Add	YTD Drop	YTD NetGrowth (includes Active and Status Quo)	YTD NetGrowth% (includes Active and Status Quo)	Member Count 12 Months Ago	Average Member Count Per Club	% of Clubs with less than 20 members	Average Cancelled Club Age	Members Lost Due to Cancelled Clubs	% of Clubs Reporting Service	% No MMR in 3 Months	% No Officer Report in 12 months	% of Clubs with balance 90+ days	Number of Zone Chairs Recorded	Number of Region Chairs Recorded	District Officers Vacancies **
1 A		68	0	68	0%	2	4	-2	1803	0	1803	352	308	44	2.50%	1,759	27	49%	37	45	76%	26%	0%	4%	13	6	
1 BK		58	0	58	0%	0	1	-1	1749	0	1749	193	184	9	0.52%	1,740	30	40%	80	13	53%	36%	0%	0%	9	2	
1 CN	T(24)	28	0	28	0%	0	3	-3	914	0	914	79	124	-45	-4.69%	959	33	25%	50	32	36%	29%	0%	4%	4	0	GST
1 CS	T(24)	23	0	23	0%	0	0	0	498	0	498	34	38	-4	-0.80%	502	22	52%	0	0	35%	30%	0%	0%	3	0	GLT,GMT
1 D		48	0	48	0%	1	0	1	1434	0	1434	142	132	10	0.70%	1,425	30	27%	0	0	67%	13%	0%	0%	8	0	
1 F	T(24)	29	0	29	0%	0	0	0	841	0	841	100	80	20	2.44%	821	29	45%	0	0	69%	31%	0%	0%	5	0	
1 G	T(24)	31	0	31	0%	0	1	-1	664	0	664	63	87	-24	-3.49%	688	21	58%	73	20	42%	45%	0%	0%	7	0	
1 H	T(24)	36	0	36	0%	0	1	-1	862	0	862	70	97	-27	-3.04%	889	24	39%	89	12	86%	36%	0%	0%	0	0	1st VDG,2nd VDG
1 J		54	0	54	0%	0	1	-1	2085	0	2085	216	214	2	0.10%	2,083	39	28%	4	10	67%	24%	2%	0%	10	1	
1 M	T(24)	47	0	47	0%	0	1	-1	1142	0	1142	95	121	-26	-2.23%	1,169	24	45%	68	9	43%	23%	0%	0%	7	0	
		422	0	422	0%	3	12	-9	11992	0	11992	1344	1385	-41	-0.34%	12,035	28	40%	51	141	60%	28%	0%	1%	66	9	




District Health Assessment for Multiple District 11 through June 2025

		Clubs							Membership							Member Strength		Cancellation		Reports			Finance	Leadership			
District Name	Status/ Number of Months in Status *	Active Clubs	Clubs in Status Quo	Total Clubs	% Status Quo Clubs in Financial Suspension	New Clubs	Cancelled Clubs	YTD Net Club Gain/Loss	Current Members In Active Clubs	Current Members In Status Quo Clubs	Current Total Members Count	YTD Add	YTD Drop	YTD NetGrowth (includes Active and Status Quo)	YTD NetGrowth% (includes Active and Status Quo)	Member Count 12 Months Ago	Average Member Count Per Club	% of Clubs with less than 20 members	Average Cancelled Club Age	Members Lost Due to Cancelled Clubs	% of Clubs Reporting Service	% No MMR in 3 Months	% No Officer Report in 12 months	% of Clubs with balance 90+ days	Number of Zone Chairs Recorded	Number of Region Chairs Recorded	District Officers Vacancies **
11 A1	T(24)	30	0	30	0%	0	3	-3	613	0	613	69	124	-55	-8.23%	667	20	60%	29	14	47%	33%	0%	0%	8	0	2nd VDG
11 A2	T(24)	28	0	28	0%	0	3	-3	1092	0	1092	134	269	-135	-11.00%	1,227	39	29%	51	45	96%	18%	4%	4%	6	3	
11 B1	T(24)	40	0	40	0%	0	0	0	858	0	858	90	101	-11	-1.27%	869	21	50%	0	0	48%	20%	0%	5%	6	0	
11 B2	T(24)	31	0	31	0%	0	0	0	774	0	774	66	95	-29	-3.61%	803	25	52%	0	0	90%	55%	0%	3%	6	0	
11 C1	T(24)	25	0	25	0%	0	0	0	708	0	708	62	79	-17	-2.34%	725	28	56%	0	0	100%	36%	4%	0%	6	0	
11 C2	T(24)	31	0	31	0%	0	0	0	660	0	660	57	72	-15	-2.22%	675	21	55%	0	0	100%	16%	0%	0%	6	0	2nd VDG
11 D1	T(24)	34	0	34	0%	0	0	0	859	0	859	76	154	-78	-8.32%	937	25	56%	0	0	56%	12%	0%	0%	6	3	
11 D2	T(22)	45	0	45	0%	0	0	0	1140	0	1140	112	178	-66	-5.47%	1,206	25	47%	0	0	100%	24%	0%	0%	4	2	GLT,GMT,GST
11 E1	T(24)	35	0	35	0%	0	3	-3	848	0	848	91	140	-49	-5.46%	895	24	46%	70	24	91%	23%	0%	0%	5	0	
11 E2	T(24)	25	0	25	0%	0	1	-1	631	0	631	98	140	-42	-6.24%	673	25	52%	65	9	72%	32%	4%	4%	3	0	2nd VDG
		324	0	324	0%	0	10	-10	8183	0	8183	855	1352	-497	-5.73%	8,677	25	50%	52	92	80%	26%	1%	2%	56	8	




District Health Assessment for Multiple District 25 through June 2025

		Clubs							Membership							Member Strength		Cancellation		Reports			Finance	Leadership			
District Name	Status/ Number of Months in Status *	Active Clubs	Clubs in Status Quo	Total Clubs	% Status Quo Clubs in Financial Suspension	New Clubs	Cancelled Clubs	YTD Net Club Gain/Loss	Current Members In Active Clubs	Current Members In Status Quo Clubs	Current Total Members Count	YTD Add	YTD Drop	YTD NetGrowth (includes Active and Status Quo)	YTD NetGrowth% (includes Active and Status Quo)	Member Count 12 Months Ago	Average Member Count Per Club	% of Clubs with less than 20 members	Average Cancelled Club Age	Members Lost Due to Cancelled Clubs	% of Clubs Reporting Service	% No MMR in 3 Months	% No Officer Report in 12 months	% of Clubs with balance 90+ days	Number of Zone Chairs Recorded	Number of Region Chairs Recorded	District Officers Vacancies **
25 A	T(24)	46	0	46	0%	0	0	0	1089	0	1089	127	118	9	0.83%	1,080	24	41%	0	0	98%	30%	0%	0%	7	0	
25 B	T(24)	44	0	44	0%	0	1	-1	920	0	920	69	136	-67	-6.79%	987	21	52%	69	26	100%	34%	2%	0%	7	0	
25 C	T(1)	49	0	49	0%	0	2	-2	1245	0	1245	106	157	-51	-3.94%	1,296	25	59%	74	18	98%	39%	6%	2%	7	1	
25 D	T(24)	34	0	34	0%	0	0	0	1151	0	1151	125	93	32	2.86%	1,119	34	35%	0	0	100%	29%	0%	3%	6	0	
25 E	T(24)	47	0	47	0%	0	3	-3	1089	0	1089	102	115	-13	-1.18%	1,102	23	51%	65	14	100%	40%	0%	0%	12	0	
25 F	T(11)	51	0	51	0%	0	2	-2	1197	0	1197	120	167	-47	-3.78%	1,244	23	41%	72	28	100%	14%	0%	2%	7	1	
25 G	T(24)	44	0	44	0%	0	0	0	1117	0	1117	100	131	-31	-2.70%	1,148	25	41%	0	0	100%	30%	2%	0%	8	0	
		315	0	315	0%	0	8	-8	7808	0	7808	749	917	-168	-2.11%	7,976	25	46%	69	86	99%	31%	2%	1%	54	2	




District Health Assessment for Multiple District 43 through June 2025

	Status/ Number Name of Months in Status *	Clubs							Membership							Member Strength		Cancellation		Reports			Finance		Leadership		
		Active Clubs	Clubs in Status Quo	Total Clubs	% Status Quo Clubs in Financial Suspension	New Clubs	Cancelled Clubs	YTD Net Club Gain/ Loss	Current Members In Active Clubs	Current Members In Status Quo Clubs	Current Total Members Count	YTD Add	YTD Drop	YTD NetGrowth (includes Active and Status Quo)	YTD NetGrowth% (includes Active and Status Quo)	Member Count 12 Months Ago	Average Member Count Per Club	% of Clubs with less than 20 members	Average Cancelled Club Age	Members Lost Due to Cancelled Clubs	% of Clubs Reporting Service	% No MMR in 3 Months	% No Officer Report in 12 months	% of Clubs with balance 90+ days	Number of Zone Chairs Recorded	Number of Region Chairs Recorded	District Officers Vacancies **
	43 K	72	0	72	0%	4	1	3	2053	0	2053	342	296	46	2.29%	2,007	29	39%	41	5	99%	29%	0%	4%	12	4	
	43 Y	72	0	72	0%	1	1	0	1639	0	1639	187	191	-4	-0.24%	1,643	23	56%	84	8	99%	31%	1%	7%	9	3	
		144	0	144	0%	5	2	3	3692	0	3692	529	487	42	1.15%	3,650	26	47%	62	13	99%	30%	1%	6%	21	7	



District Health Assessment for District 10 through June 2025

		Clubs							Membership							Member Strength		Cancellation		Reports			Finance	Leadership			
District Name	Status/ Number of Months in Status *	Active Clubs	Clubs in Status Quo	Total Clubs	% Status Quo Clubs in Financial Suspension	New Clubs	Cancelled Clubs	YTD Net Club Gain/ Loss	Current Members In Active Clubs	Current Members In Status Quo Clubs	Current Total Members Count	YTD Add	YTD Drop	YTD NetGrowth (includes Active and Status Quo)	YTD NetGrowth% (includes Active and Status Quo)	Member Count 12 Months Ago	Average Member Count Per Club	% of Clubs with less than 20 members	Average Cancelled Club Age	Members Lost Due to Cancelled Clubs	% of Clubs Reporting Service	% No MMR in 3 Months	% No Officer Report in 12 months	% of Clubs with balance 90+ days	Number of Zone Chairs Recorded	Number of Region Chairs Recorded	District Officers Vacancies **
10		48	0	48	0%	1	0	1	1321	0	1321	159	144	15	1.15%	1,306	28	33%	0	0	100%	33%	2%	0%	7	5	
		48	0	48	0%	1	0	1	1321	0	1321	159	144	15	1.15%	1,306	28	33%	0	0	100%	33%	2%	0%	7	5	

* - District Status: P - Provisional, T - Transitional.
** - District Officers Vacancies: DG - District Governor, 1st VDG - First Vice District Governor, 2nd VDG - Second Vice District Governor.